

HCFCCA NEWSLETTER

VOL 43 ISSUE 10 MAY 2023



OUR NEXT TRAINING

DATE: May 4th

TIME: 6:30PM

LOCATION: Your online learning space.
(choose a quiet place where you will not be distracted)

TOPIC: Growing Vegetable Soup: Connecting Children to Healthy Foods

OUR NEXT GENERAL MEETING

DATE: May 11th

TIME: 6:30pm

This meeting is for all members. We will be voting in our new board. Everyone is expected to attend.

OUR NEXT BOARD MEETING

DATE: May 11th

TIME: 7:30pm

LOCATION: Virtual meeting

RSVP to Angela Lamberti. Everyone is welcome.



From Nancy

Check These Tornado Precautions

Spring is tornado season in the Midwest but did you know that tornadoes have been reported in every state and they can occur at any time of the year?

When you hear that a National Weather Service WATCH is in effect, it means conditions are right for a tornado. Changing weather such as thunderstorms should put you on guard. A WARNING means a tornado has been spotted.

*Turn on phone alerts

Those emergency alerts on your phone are loud and annoying, but, during tornado season, they save lives. Meteorologists saw an example of this in 2015 when a tornado, completely unforecasted, hit in the middle of the night near Charleston, South Carolina. The tornado demolished dozens of homes, yet there were no deaths because people had their alerts on.

*Have a flashlight handy

When severe weather is forecast, take a moment to locate some emergency items. While your phone can provide light, a flashlight will preserve your phone charge. Charge up a backup power source for your phone. Get a couple of plastic bags to protect cell phones from water. If you are going into an on-site shelter, make sure there is drinking water.

*Emergency shelter

Stay away from windows and don't open them. If you hear a tornado approaching, get under a workbench or sturdy table. Protect your head and neck.

*In a car

You may have read that, if a tornado is coming at you, get out of the car and lie in a ditch.

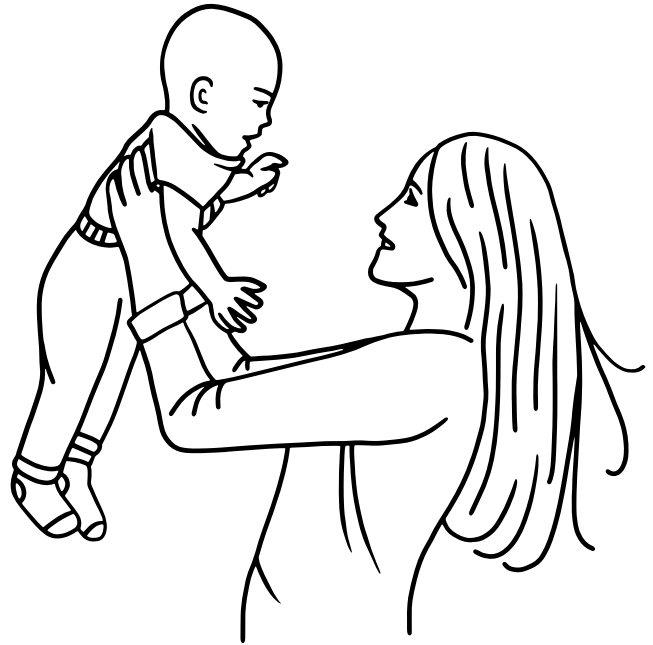
That might work. Or not. In one recent tornado, rescuers found the twisted remains of a car but could not find the people. After a week, their bodies were found in a ditch, covered with two feet of debris.

There is only one way to improve your odds if you are in a car during tornadic storms. Take the bad weather seriously early on, and get to a sturdy building. Think ahead. Don't wait.

*Do not shelter under an overpass or bridge

A bridge overpass might look like a sturdy place to shelter, but it absolutely is not. An overpass with all that sturdy concrete, in fact, tends to funnel winds. The overpass will not protect a human. Never climb to the top corner of an overpass. While it may appear the area is shelter, in truth, there will be no cover on the sides. Worse, there are no hand holds. Overpasses actually tend to funnel wind under and up to the bottom of the overpass. So the wind will actually be worse. Those who have tried sheltering in overpasses, if they weren't killed, suffered horrific injuries, with limbs torn off and skin mangled by debris. An overpass is no shelter at all, ever.

A bridge or overpass also will not protect a car and does not make a car a better place to shelter. Cars parked under a bridge also block traffic and prevent others from seeking shelter.



HCFCCA BOARD MEMBERS AND CHAIRPERSONS

<https://docs.google.com/document/d/1UjEB5HmVzZOVCSigVyZhc-znVtJcg3FSr3Be6Ef1CYw/edit?usp=sharing>


hello



MAY YOU BE PROUD
OF THE WORK YOU DO
THE PERSON YOU ARE
AND THE DIFFERENCE
YOU MAKE

FRIENDLY REMINDER

If you never try, you'll never know.



**HCFCCA will be holding
elections on May 11th. Please
join us for the general meeting
on May 13th at 6:30pm.**



Have you visited our website recently. Check us out [here](http://www.HCFCCA.org), at www.HCFCCA.org

Join us in our Facebook Group [HCFCCA Providers | Facebook](#).

Newsletter Deadlines

Due Date	Newsletter Month
May 14, 2023	June
July 15, 2023	Summer Newsletter

2022/20223 Trainings

May 4, 2023: Growing Vegetable Soup:
Connecting Children to Healthy Foods

June 1, 2023: Tentatively HCFCCA will cover this
date

**The Best
Is Yet
To Come**




FROM UYEN

WE HAD A GREAT TIME AT THE CHILDREN'S DISCOVERY FAIR ON 4/22 AT THE NORTH LAUREL COMMUNITY CENTER. THE KIDS WHO CAME TO OUR ASSOCIATION'S TABLE WERE VERY MUCH ENJOYING THE "I SPY" GAME & TOOK HOME THE COLORFUL MAGNIFYING GLASSES.




ALSO FROM UYEN





FROM TERESA



Hope everyone is enjoying Springtime!

Please take time to reach out to other Providers that are not members of our Association and ask if they would like to join our Association.

I wanted to thank everyone that continues to show your commitment and support to our Association for their renewal of their memberships yearly! A special welcome to new members!

"COMMITMENT IS AN ACT NOT A WORD!" Jean-Paul Sartre

Please look for your reminder emails and submit your renewal applications and payments before your membership expires so as not to miss any important classes! Please make sure to put your name in the Memo of any payment so that we can ensure timely processing of your membership.

All renewals are done online at our website at HCFCCA.org.


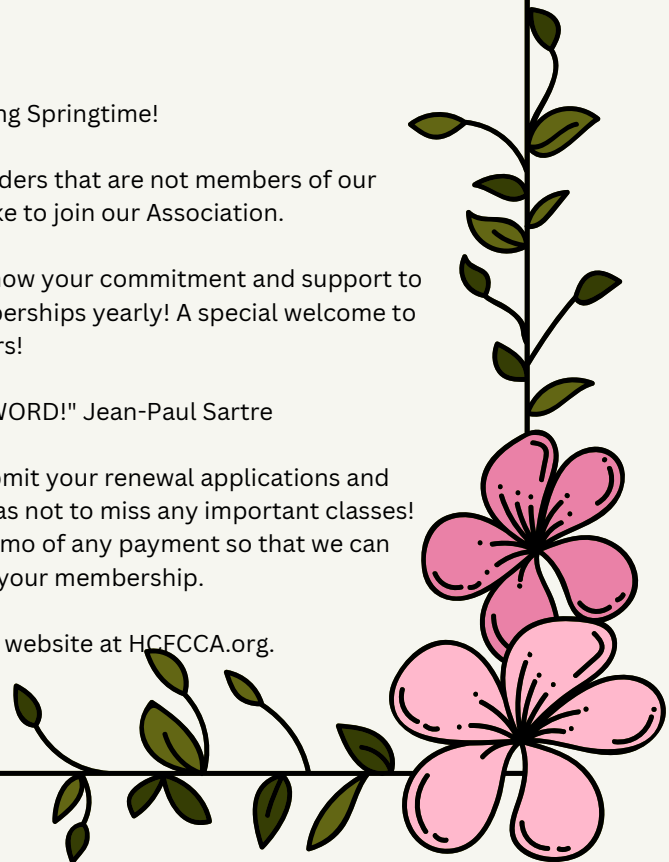




PHOTO: CARLIN BENSEL; FOOD STYLING: MELISSA GRAY; PROP STYLING: MISSIE NEVILLE CRAWFORD



FROM CLAUDIA Strawberry Icebox Cake

Recipe taken from Strawberry Icebox Cake Recipe (southernliving.com)

Active Time:

40 mins

Total Time:

5 hrs 40 mins

Yield:

Serves 12 (serving size: 1 slice)

Ingredients

- 3 cups heavy whipping cream
- 3/4 cup strawberry jam (such as Smucker's)
- 1 teaspoon vanilla extract
- 2 (9-oz.) packages chocolate wafer cookies (such as Nabisco Famous)
- 1/2 cup fresh strawberries, halved

Directions

1. Beat whipping cream, jam, and vanilla with a heavy-duty stand mixer fitted with a whisk attachment on medium-low speed until fully combined, about 30 seconds. Increase speed to medium-high; beat until mixture begins to thicken, about 1 minute. Increase speed to high; beat until very thick, 1 to 1 1/2 minutes.
2. Place a 12-inch paper doily (or a 12-inch parchment paper circle) on a cake plate. Spread a thin layer (about 1/4 cup) whipped cream mixture in a circle on doily, leaving a 2-inch border. Top with 6 wafer cookies arranged in a circle with edges touching; place 1 additional cookie in middle of cookie circle. Spread with about 1/2 cup whipped cream mixture, leaving a 1/4- to 1/2-inch cookie border.
3. Add a second cookie circle layer with 6 cookies placed in between cookies of the first layer; place 1 additional cookie in center of second cookie circle. Spread with about 1/2 cup whipped cream mixture, leaving a 1/4- to 1/2-inch cookie border. Working quickly (so that cake doesn't start to collapse), repeat layers until no cookies remain (about 8 additional layers), ending with a cookie layer. Spoon desired amount of remaining whipped cream mixture on top. Chill, uncovered, at least 5 hours or up to 8 hours.
4. Decorate cake with fresh strawberries, and serve. Leftovers may be stored, covered, in refrigerator up to 2 days.



Tuesday Tidbits

[Tuesday Tidbits: New Job Opportunities](#)

[Tuesday Tidbits: CPR & First Aid Training](#)

Contacting the Division Branches

Office of Child Care

earlychildhood.msde@maryland.gov

Early Learning Branch

early.learningbranchesmsde@maryland.gov

Collaboration and Program Improvement Branch

collaboration.programimprovement@maryland.gov

Licensing

licensingocc.msde@maryland.gov

Credentialing

credentialocc.msde@maryland.gov or
1-866-243-8796

Subsidy

ccscentral@conduent.com or 1-866-243-8796

Maryland EXCELS

info@marylandexcels.org

Resouce Doucuments for childcare providers. Click [here](#).

